

Penketh High School

High expectations, outstanding young people

PARENT INFORMATION EVENING 2023



Contents

Welcome to Penketh High School

Your first day!

Our Buildings

Timetable

School Map

Subjects and Teachers

Equipment List

Break and Lunch

Enrichment

Traveling safely

Welfare





Welcome

FROM ALL THE TEACHERS HERE AT PENKETH!

We are so excited to welcome you to the Penketh High School community.
We can't wait for you to join us properly in September!

We have created this booklet for you to take home with you to read a bit more about what it is like to be a pupil at Penketh High School.

We hope to see you again soon!

Miss Silver

Primary Partners & Pupil Relationship Coordinator

zsilver@penkethhigh.org

Your first day!

WHERE WILL I GO WHEN I ARRIVE AT PENKETH HIGH SCHOOL?

MAIN RECEPTION

This is the main reception. If you had to leave school for an appointment during the school day, this is where you would go.

If you forget something and your parent/carer has to bring it into school for you, this is where you would collect it from.



HERE YOU MIGHT SEE
MRS KEENAN, SHE WILL
HELP YOU WITH
WHATEVER YOU NEED.



BS1 ENTRANCE

This is the entrance to BS1 where you entered school during Open Evening.

If you are late in the morning, don't panic! Mrs Hurley and Miss Bradbury will be there to talk to you about why you are late.

Remember timekeeping is important - it is your responsibility to arrive on time.



WHERE WILL I GO WHEN I ARRIVE AT PENKETH HIGH SCHOOL?

BEFORE SCHOOL

Canteen



Bridge



Before school starts and you go to your form, you might want to go to the canteen and get some breakfast or chat with your friends. *lacus vel facilisis.*

PAYING FOR ITEMS



You will have an account for your money to use in the canteen.

You can check it and top it up here before school or at break and lunch.

YOU WILL LINE UP IN YOUR FORM GROUPS ON THE YARD **AT 8.25AM** READY TO GO TO YOUR FIRST LESSON AT **8.30AM.**

THERE WILL BE STAFF AROUND TO SHOW YOU WHERE TO GO AND HELP YOU GET READY TO START THE DAY.

WHERE WILL I GO WHEN I ARRIVE AT PENKETH HIGH SCHOOL?

WEEKLY ASSEMBLY

Once per week, you will have an assembly with the whole of year 7.

This will be a chance to learn about new topics, be told important information and to receive rewards.



You will be shown where you need to line up outside the assembly room with your form. Your form tutor will meet you there to register you.

Your assembly will normally be taken by your Head of Year but sometimes it might be a different member of staff to tell you different information.

Timetable

WHAT WILL MY TIMETABLE LOOK LIKE WHEN I COME TO PENKETH?

	AMon	ATue	AWed	AThu	AFri
AM	Rg SM P07	Rg SM P07	Rg SM P07	Rg JCR D05	Rg SM P07
1	Sc SJC D11	En HDS E26	En HDS E26	En HDS E26	L1 STC E07
2	Ma LH E21	Sc RDL D09	Sc SJC D11	Co JET E12	Co JET E12
3	Dg MKE E15	Dg MKE E15	Ma LH E21	Ma LH E21	En HDS E26
4	Hs MBL P02	L1 STC E07	Pe MDM	Hs MBL P02	Ma LH E21
5	Sp ERY P13	Sc SJC D11	Sp ERY P13	Sp ERY P13	Hs MBL P02
PM	Rg SM P07	Rg SM P07	Rg SM P07	Rg JCR D05	Rg SM P07

ERY: Miss E Riley
HDS: Mrs H Mollatt
JCR: Mrs J Blundell
JET: Mrs J E Thompson
LH: Miss L Harding
MBL: Mr M Bell

MKE: Mr M Billington
MDM: Mr M Mollatt
RDL: Mr R Doyle
SJC: Mrs S J Curryer
SM: Mrs S Murray
STC: Miss S J Clarke

	BMon	BTue	BWed	BThu	BFri
AM	Rg SM P07	Rg SM P07	Rg SM P07	Rg JCR D05	Rg SM P07
1	Sc SJC D11	En HDS E26	En HDS E26	En HDS E26	Ma LH E21
2	Hs MBL P02	Sc SJC D11	Pe MDM	Co JET E12	Co JET E12
3	Dg MKE E15	Dg MKE E15	Sc RDL D09	Ma LH E21	En HDS E26
4	Ma LH E21	L1 STC E07	Ma LH E21	Hs MBL P02	Hs MBL P02
5	Sp ERY P13	Ma LH E21	Sp ERY P13	Sp ERY P13	Sc RDL D09
PM	Rg SM P07	Rg SM P07	Rg SM P07	Rg JCR D05	Rg SM P07

ERY: Miss E Riley
HDS: Mrs H Mollatt
JCR: Mrs J Blundell
JET: Mrs J E Thompson
LH: Miss L Harding
MBL: Mr M Bell

MKE: Mr M Billington
MDM: Mr M Mollatt
RDL: Mr R Doyle
SJC: Mrs S J Curryer
SM: Mrs S Murray
STC: Miss S J Clarke

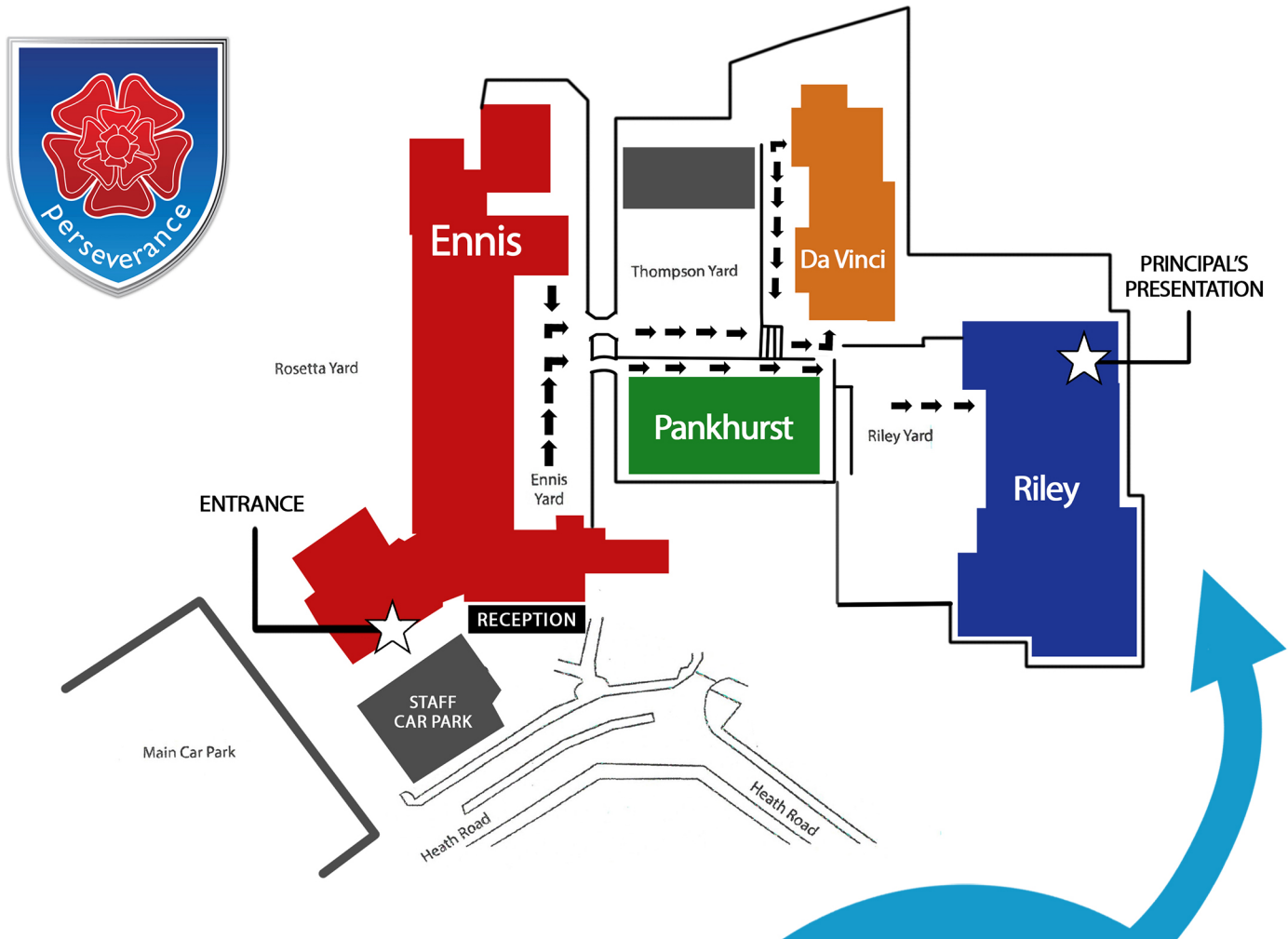
Don't worry if this sounds confusing - you will have a copy of your timetable that will help you keep track of which week it is and your form tutor will explain this in more detail on your first day.

We have a two week timetable that alternates between A week and B week.

So, for example, your first lesson on a Monday A week might be Science, and then your first lesson on a Monday B week might be Maths.

Our buildings

WHY DO WE HAVE DIFFERENT BUILDINGS ON OUR SITE?



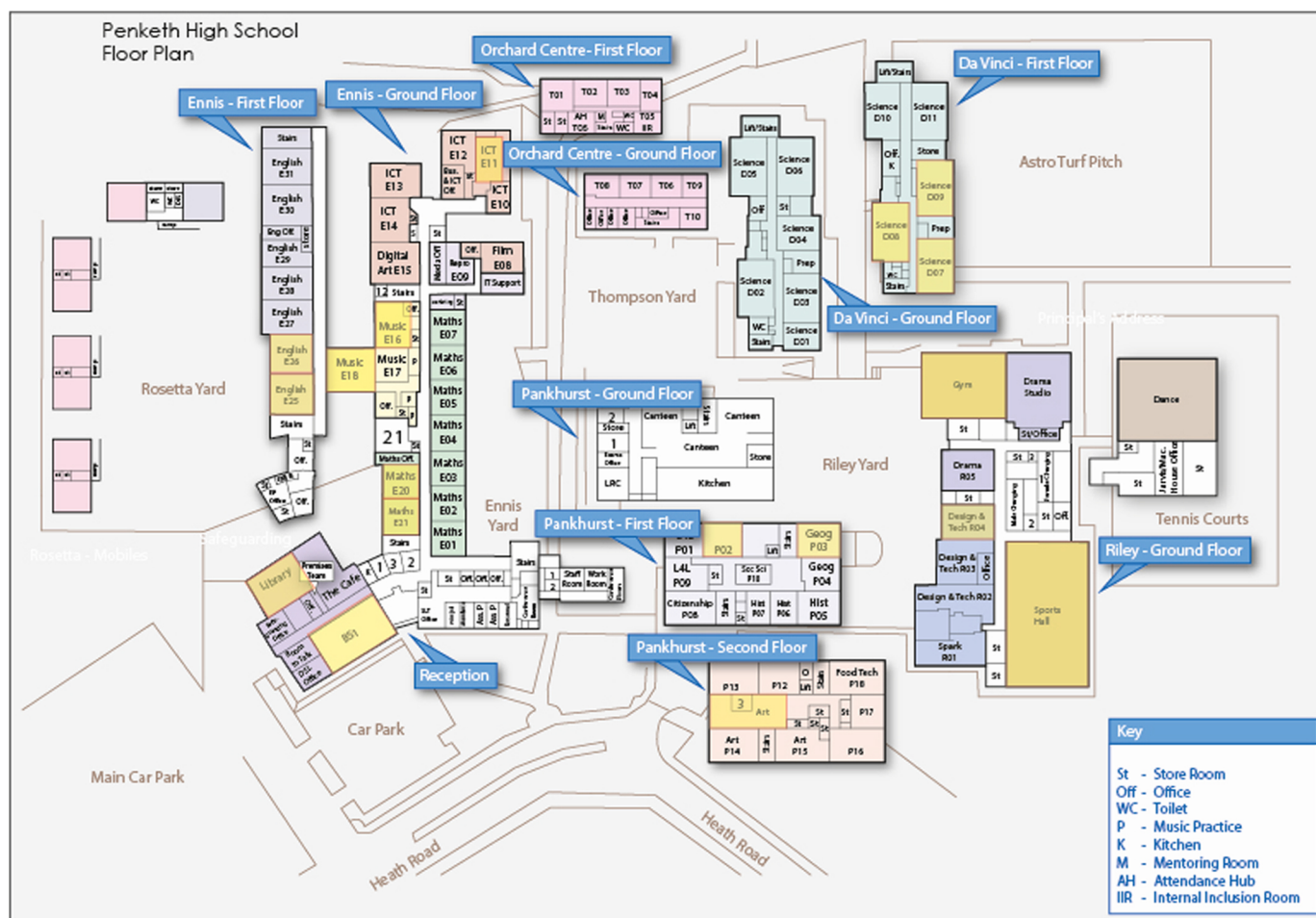
Each building has lots of different classrooms. Each classroom has room number, which starts with the initial letter of the building.

For example, the first classroom in Ennis building is called E01. There are also different offices and places that you might need to go to.

Our school is split into four different buildings:
Ennis, Pankhurst
Da Vinci, Riley.

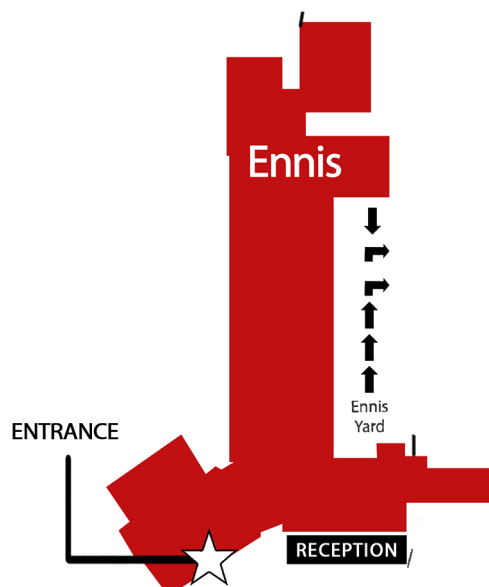
Each building has different subjects and different teachers. You will have lessons across all of these buildings and you will quickly find your way around!

HOW WILL I FIND MY WAY AROUND WITH SO MANY BUILDINGS?



It might seem a bit scary now when you look at all of these buildings but don't worry! **We are here to help you** and you won't get into trouble for trying your best to find the rooms.

Ennis



This is the first building you will probably see when you come into school.

The lessons you will do in this building are:

Maths - E01, E02, E03, E04, E05, E06, E20 and E21

Computing - E10, E11, E12, E13, E14 and E15 (this room is also used for Digital Art)

Personal Development and RE - E07 and E16

Music - E17 and E18

English - E25, E26, E27, E28, E29, E30 and E31

HOW WILL I FIND MY WAY AROUND WITH SO MANY BUILDINGS?

Ennis

There are lots of different teachers in each subject, you will get to know us all really quickly!

Maths

- Miss Harding, Mr Farrar, Mr Smith, Mrs McClure, Mrs Strachan, Miss Taylor, Mr Madou, Mr Musgrove.

English

- Miss Ashurst, Miss Grant, Miss Paget, Miss Lowe, Mrs Mollatt, Miss Redmond, Mrs Curties, Mrs Smith, Ms Ogg.

Computing

- Mrs Thompson, Miss Madden, Mr Pinder.

PD and RE

- Miss Cooper, Miss Clarke, Mr Pinder, Miss Silver.

Music

- Mrs Booth.

Digital Art

- Mr Billington

The Penketh Achievement Centre

The Penketh Achievement Centre is an area that you might be invited to attend for additional help and support with your learning. Teaching Assistants may work with you on a planned intervention session to support maths, reading, spelling, speech and language or memory. This will last for a set number of week and we will track your progress in these sessions.

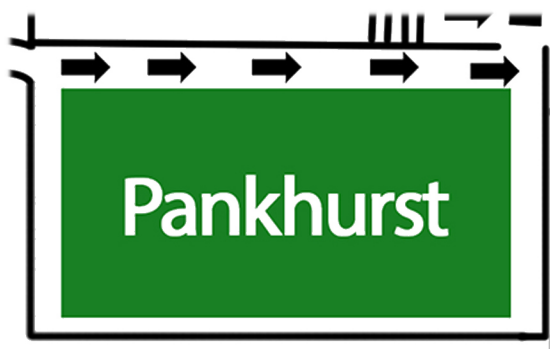
You might also be invited to attend Chat and Chill which is a quiet area away from the main canteen where you can spend break and lunch.

In addition to the above we also offer a safe place where you can access support to regulate your feelings and emotions before returning to class; this could involve spending time in the sensory area, on the exercise bike, completing a social story or talking to a member of staff.

Staff in the Achievement Centre work closely with your teachers so that we can implement strategies to support you and ensure that any help you need is given.

HOW WILL I FIND MY WAY AROUND WITH SO MANY BUILDINGS?

Pankhurst



You will go over the bridge from Ennis to get to Pankhurst. The bottom floor is where you will find the canteen and pupil toilets. You will also find the exams office, where you would if you need more information about your formal tests.

You will also find the PD Hub here, where you can find the PD Coaches, who will help you with your holistic development, and Mr Musgrove, who is in charge of careers.

On the next floor, there are the following departments:

History - P01, P02 and P08

Food Technology - P18

Geography - P04, P05 and P06

Art - P14 and P15

MFL - P07, P09, P03, and P13

Designated Provision - P16 and P17

Your teachers on the middle floor will be:

Geography:

Mr Barlow, Miss Robinson and Mrs Rigby

History:

Miss Newby, Mr Bell and Miss Brocklehurst

Languages:

Mrs Hart, Mr Deberque, Miss Silver, and Miss Purvis for MFL.

Top Floor:

Art and Design:

Ms Palmieri, Miss Jenkins and Mr Billington

Food Technology:

Mrs Blundell

Designated Provision:

You will also find Mrs Wisdell, Mrs Shaw, Mrs Darwin

**Remember
there are
3 floors!**

HOW WILL I FIND MY WAY AROUND WITH SO MANY BUILDINGS?

Da Vinci



**Brown
brick
building!**

This is where you will do your Science lessons. These rooms will look a bit different to the other classrooms in school.

Here you will learn about Biology, Chemistry and Physics.

The rooms are: D01, D02, D03, D04, D05, D06, D07, D08, D09, D10, D11.

Science:

Mrs Curryer, Miss Stalmach, Mr Doyle, Miss Hurst, Mr Wassell and Miss Dennis.

There are also Science technicians who make sure everything is ready for all of the experiments you will do.

Riley



**Near the
Astro Turf!**

This building is the furthest away from Ennis. Here is where you will line up for assembly, which will take place in the Drama Centre.

You may have already been here to watch a drama performance.

HOW WILL I FIND MY WAY AROUND WITH SO MANY BUILDINGS?

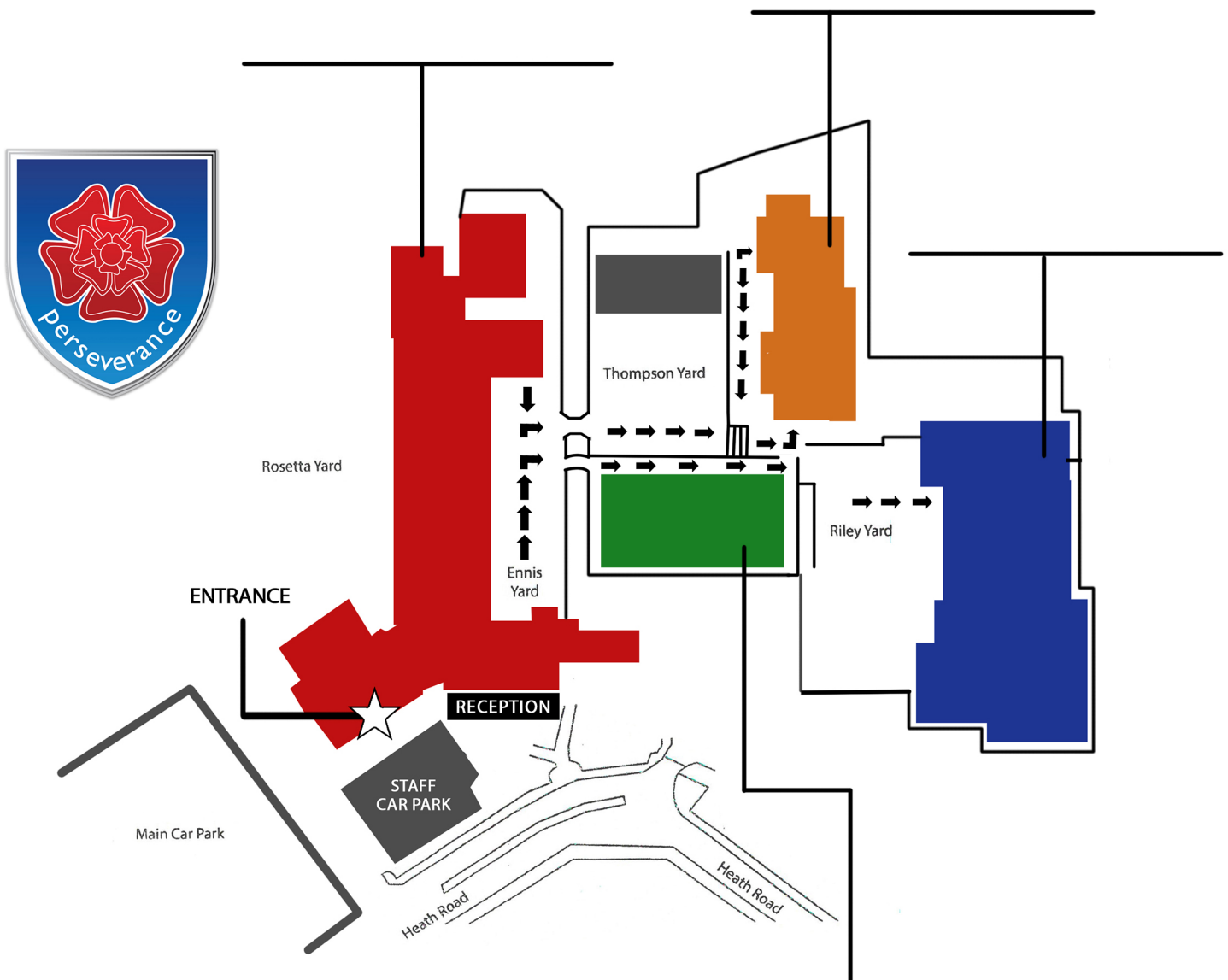
You will also have your P.E. lessons in Riley. You will do lots of different indoor and outdoor sports.

Sports:

Mr Mullock, Miss Fleming and Miss Abbott.

What are our buildings called?

Write the names of the buildings on the lines below



Equipment List

YOU NEED TO BE FULLY PREPARED EACH DAY!



PENS


BLUE BLACK AND GREEN

☐

PENCILS

☐

RULER

☐

RUBBER

☐

SHARPENER

☐

**SCIENTIFIC
CALCULATOR**

☐

COMPASS

☐

PROTRACTOR

☐

PENCIL CASE

☐

Equipment List

YOU NEED TO BE FULLY PREPARED EACH DAY!



APRON

☐

HOMEWORK FOLDER

☐

PE KIT

☐

OPTIONAL:
COLOURED PENS/ PENCILS
GLUE STICK

☐

Break & Lunch

MAKE SURE YOU KNOW WHAT TIME YOUR BREAK AND LUNCH ARE!



Lunchtime is split into three sittings and you will only be allowed into the canteen for hot food when it is your year group's turn.



You can go onto Rosetta Yard to eat your lunch on the picnic benches under the tipi and spend time with your friends playing on the yard.

If you bring a packed lunch, you might want to go to the canteen to eat and chat. You might decide to use the library during lunchtimes. Here you can have a look at any homework you have or just do some reading with your friends.




PAYING FOR ITEMS

DON'T FORGET!
Check your account before you line up for your break and dinner!

Enrichment

WHAT IS ENRICHMENT? HOW IS THIS BUILT INTO THE CURRICULUM?

During period 6 and sometimes after school, you will have access to over 70 clubs and activities to take part in - we call this Enrichment. There are clubs running all over school - whatever you are interested in, you will find a club for you!



You will sign up to two Enrichment clubs that you will take part in each week. Every term, a new Enrichment timetable will be produced, so you can have a look for anything else that interests you.



Monday Enrichment Clubs

<p>MUSIC TECH CLUB</p> <p>Students will have the opportunity to create and record music using Music Technology software Logic Pro X. This includes creating soundtracks for film clips, learning about microphones as well as using loops and MIDI to create original songs.</p>	<p>EUROPEAN LANGUAGES FILM CLUB</p> <p>In European Languages club we will watch films in Spanish/German and will complete activities based on these countries and their cultures to improve your cultural awareness. This is also a great chance to watch some well known films in a different language to help you improve your listening skills!</p>	<p>BOARD GAMES CLUB</p> <p>Playing different games from Monopoly to Top Trumps is an opportunity to meet new people with the same interests and have fun.</p>	<p>GIRLS FOOTBALL TEAM ONLY</p> <p>Anyone interested in playing Football competitively, learning about the skills, techniques and tactics of the game of Football.</p>	<p>FOOTBALL</p> <p>Anyone interested in playing Football competitively, learning about the skills, techniques and tactics of the game of Football.</p>	<p>PLANTS AND WELLBEING</p> <p>In Plants and Wellbeing, we will learn how to grow different types of plants (flowers, vegetables, herbs, etc). You will learn about how to best plant different seeds, how to look after your specific plant, the signs that show when your plant needs water or nutrients, and how to report your plant as it grows.</p>	<p>YEAR 7 GIRLS ROUNDERS</p> <p>Rounders club for year 7 girls. Focus on teamwork, hand eye coordination, fitness and communication skills.</p>	<p>FILM CLUB</p> <p>Would you like to watch a film and discuss the message behind it? Then join film club!</p>	<p>CHESS CLUB</p> <p>Chess Club is open to all Penketh students, regardless of skill level. Whether you are a skilled player who wants to sharpen your skills and test them at competitions, or you just enjoy playing the game and don't wish to compete, or you're a beginner who wants to learn how to play the game, we welcome you.</p>	<p>CREATIVE HISTORY</p> <p>Are you interested in History? Do you like being creative? In Creative History Club, pupils will have the opportunity to learn about different cultures and time periods before having the chance to design and create pieces of artwork. From masques to medieval attire to historical fashion, pupils will have the chance to let their creativity flourish!</p>
<p>MAGICAL WORLDS</p> <p>Fancy the chance to explore magical worlds from the Pottermore to Narnia, the Shire and everything in between? Come and read, watch discuss and discover new and exciting worlds and revisit old favourites.</p>	<p>RELAXATION TECHNIQUES</p> <p>This club is a positive environment which values itself on encouraging a calm and to the school day. Some examples of what may be included are: art therapy, temple massages, intro to journal writing and productively planning the week ahead.</p>	<p>YEAR 7 RUGBY (GIRLS & BOYS)</p> <p>Anyone interested in playing Rugby competitively, learning about the skills, techniques and tactics of the game of Rugby League.</p>	<p>YEAR 7 EVERYTHING DISNEY</p> <p>Are you a big fan of Walt Disney and everything associated? Come and learn about Walt Disney and the history behind the Famous Mickey Mouse. Do you prefer heroes or villains? Animation or actor? There will be facts, quizzes, drawing, and of course watching a variety of Disney clips from throughout history.</p>	<p>STEM CREST AWARD</p> <p>STEM stands for Science, Technology, Engineering and Maths. It will give you an opportunity to explore these different areas through practical based experiments and projects and how these apply to the real world.</p>	<p>IDEA AWARD</p> <p>The Inspiring Digital Enterprise Award, known as IDEA is an international award winning programme that helps you develop digital, enterprise and employability skills for free. Through our series of online challenges, you can win career-enhancing badges, unlock new opportunities and, ultimately, gain industry-recognised Awards.</p>	<p>KS3 PUPIL LEADERSHIP TEAM</p> <p>An opportunity for KS3 pupils who are a part of the PLT to come together and complete weekly meetings where they will plan and undertake tasks and projects either within the school community or the wider community. Pupils must be a part of the PLT already to be able to attend this Enrichment.</p>			

Where black, these clubs have already ran previously so will not be able to be chosen, if you are aware that you already attend this club then you do not need to pick on that day.

Traveling Safely

MAKING THE INDEPENDENT JOURNEY TO AND FROM SCHOOL

This might be very different for you than it was at Primary School.
You need to think about how you will be getting to and from school.



YOU MIGHT:



**WALK WITH
FRIENDS**



**RIDE YOUR
BIKE**



**TRAVEL
BY CAR**



**TRAVEL
BY BUS**

**IF YOU GET A LIFT FROM SOMEONE, YOU MUST MAKE
SURE THEY DROP YOU OFF ON HEATH ROAD AND NOT
IN THE CAR PARK.**

Welfare

WHO CAN YOU TALK TO IN SCHOOL AND WHERE ARE THEY?

You might be feeling a little scared or worried about starting secondary school, however, please remember, it is absolutely fine to feel nervous about it.

The fact that you have had an unusual couple of years in school also might add to your nervousness about what your new school will be like.

We are here for you to talk to!

When you start at Penketh High School, there will be certain people that you can speak to about your worries.

FORM TUTOR:

You will have a Form Tutor who you will see every day. Your form will have about 25 other pupils in it and you will meet together at least once every day. This is a great opportunity to make sure you have everything you need to have a successful day at school and to ask any questions you need answered.

HEAD OF YEAR:

You will also have a Head of Year. They will monitor and encourage you and your year group to ensure there are no barriers to your learning and enable you to make as much progress in your lessons as possible.

WELFARE:

We also have a Welfare area in school. This is somewhere you can go if you need support with your well-being. Here you might see Mrs Bewes, Mr Burke, Mrs Lewis or Mrs Smith.

